A1RFRD10

REVISION RECORD				
REV	ECO	DESCRIPTION	DRFT	CHKD

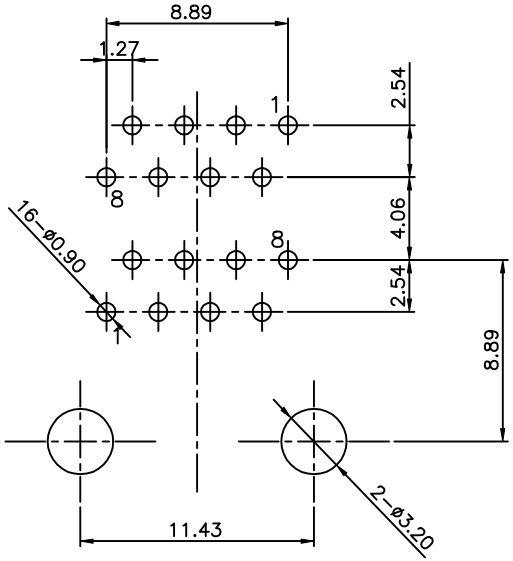

PC Board Thickness=1.60mm

PC Board Component Side Shown

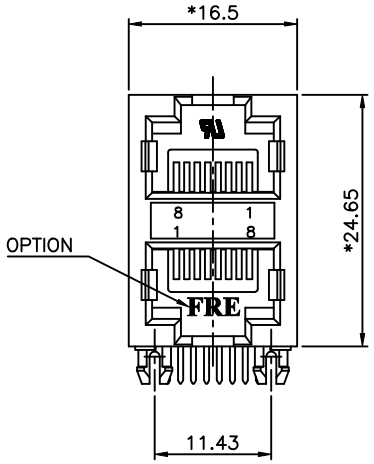

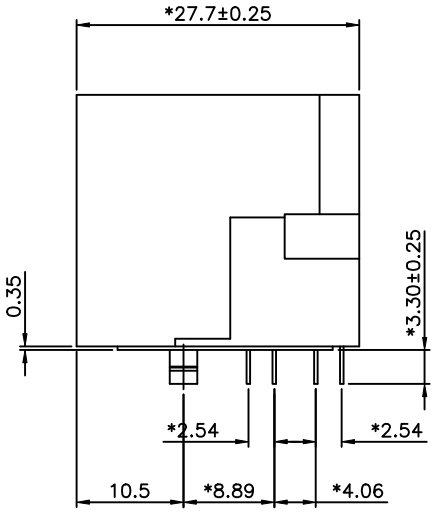

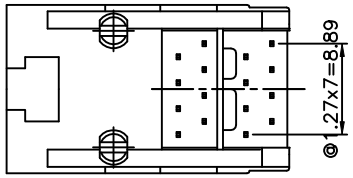

NOTES:

ELECTRICAL:

1. VOLTAGE RATING : 125 VAC RMS.
2. CURRENT RATING : 1.5 AMP.
3. CONTACT RESISTANCE : 50 MILLIOHMS MAX.
4. INSULATION RESISTANCE: 1000 MEGOHMS MIN @ 500 VDC.
5. DIELECTRIC STRENGTH : 1000 VAC RMS 60Hz, 1MIN.

MECHANICAL:

1. HOUSING MATERIAL : NYLON+30%.G.F(FR52) UL94V-0.
2. INSERT : NYLON+30%.G.F(FR52) UL94V-0.
3. CONTACT MATERIAL : PHOSPHOR BRONZE t=0.35mm.
4. PLATING : GOLD PLATING OVER NICKEL.
5. OPERATING LIFE : 750 CYCLES MIN.
6. PCB RETENTION PRE-SOLDER : 1 LB MIN.
7. PCB RETENTION POST-SOLDER: 10 LBS MIN.

ENVIRONMENTAL:

1. STORAGE : -40°C TO +85°C.
2. OPERATION: 0°C TO 70°C.
3. WAVE SOLDERING TEMPERRATURE: 255~265° (5~10 SECONDS)

MATES WITH MODULAR PLUG CONFORMING TO FCC PART 68, SUBPART F.

UL & CUL FILE NO. E163191

PART NUMBER:E5908-0T03XX-L

4- W/ FRE LOGO
U- W/O FRE LOGO

1- 3u" 2- 6u"
3-15u" 4-30u"
5-50u"

MM (INCH)	DFTO QIANPU	DATE 3/15/05'	FULL RISE ELECTRONIC CO., LTD
TOLERANCES EXCEPT AS NOTED	CHKDSAMMY	DATE2005/3/15	
MM .0 ± 0.2 ± .00 ± 0.15 ± .000 ± 0.075 ±	MFO	DATE	TITLE RJ45 STAMPED PIN III STACKED GANG JACK (2x1)
	APPVLLUSHENG	DATE2005/3/15	
ANGLES ± 0.5	MATERIAL :		DRAWING NO. GE593B81-LA / PART NO. SEE NOTES — SIZE A3 — REV 0
	QT'Y :		
THIRD ANGLE PROJECTION	FINISH :		
DETACHED LISTS	SCALE : 2:1		DO NOT SCALE DRAWING — SHEET 1 OF 1

8 7 6 5 4 3 2 1

H G F E D C B A